

dom.ino



dom.ino.

gres porcellanato colorato in massa
colorbody porcelain stoneware







119,8x119,8,ft cenere

CONCRETE













175 / dom.ino

80,7x80,2,11 concrete grip

CONCRETE




fumo



cenere

formati e superfici
sizes and surfaces


spessore thickness: 8,2mm . 9mm



119,8x119,8 rt
47x47" rect


naturale h65 I MQ

*nei colori available in:
cenere, sabbia



60x119,8 rt
24x47" rect

naturale h10 I MQ



80,2x80,2 rt
32x32" rect

naturale f60 I MQ
grip f65 I MQ *



40x80,2 rt
16x32" rect

naturale f60 I MQ



60,4x60,4
24x24"

naturale e70 I MQ
grip e80 I MQ *

decori
decors

spessore thickness: 9mm



40x80,2 rt
16x32"

decoro dash f90 I MQ





calce



sabbia

spessore thickness: 20mm




60x60 rt
24x24" rect

naturale f20 | MQ




30x60,4
12x24"

naturale
e30 | MQ




30x60 rt
12x24" rect

naturale
e80 | MQ



120,8x120,8 rt *
47x47" rect

i29 | MQ




80x80 rt *
32x32" rect

i27 | MQ

mosaici mosaics

spessore thickness: 9mm



5x5
2x2"

naturale i25 | MQ


pezzi speciali special items

	battiscopa 10x119,8 rt	battiscopa 8x80,2 rt	battiscopa 7,5x60 rt	battiscopa 7,5x60,4
fumo	c90 PZ	c30 PZ	b20 PZ	b10 PZ
cenere	c90 PZ	c30 PZ	b20 PZ	b10 PZ
calce	c90 PZ	c30 PZ	b20 PZ	b10 PZ
sabbia	c90 PZ	c30 PZ	b20 PZ	b10 PZ

imballi e pesi packing - weights

	BOX		PALLET	
	mm	pcs	m ²	kg
119,8x119,8 rt	9	1	1,44	30,60
120,8x120,8 rt EXTRA	20	1	1,46	69,35
60x119,8 rt	9	2	1,44	26,35
80,2x80,2 rt grip	9	2	1,29	22,57
80x80 rt EXTRA	20	1	0,64	31,36
60,4x60,4	8,2	4	1,46	23,65
60x60 rt	8,2	4	1,44	23,32
40x80,2 rt	9	4	1,29	22,57
40x80,2 rt decoro dash	9	4	1,29	22,57
30x60,4	8,2	8	1,45	23,49
30x60 rt	8,2	8	1,44	23,32
5x5 mosaico	9	9	0,81	14,10
10x119,8 battiscopa rt	-	6	-	15,00
8x80,2 battiscopa rt	-	10	-	11,50
7,5x60 rt - 7,5x60,4 battiscopa	-	16	-	12,16
		box	m ²	kg
		44	63,36	1.368
		18	26,27	1.273
		36	51,84	973,67
		36	46,44	837
		40	25,60	1.279
		32	46,72	782
		32	46,08	771
		48	61,92	1.108
		48	61,92	1.108
		40	58	965
		40	57,60	958
		-	-	-
		-	-	-
		-	-	-

pezzi speciali su richiesta special parts upon request



ermesaurelia

gruppo ceramiche gresmalt spa
via canale, 302
42013 casalgrande RE, italy
tel. +39 0536 1883800
fax +39 0536 824777
info@ermesaurelia.it
www.ermesaurelia.it
@ermesaurelia

ermesaurelia.it
@ermesaurelia